



**PORTFOLIO SIZE**

**Current Portfolio**

Certificate of Deposits (CD)	1,250,000.00
Money Market Accounts	62,133,186.95
Treasuries & Agencies	2,000,000.00
<b>\$</b>	<b>65,383,186.95</b>

**CURRENT HAPPENINGS**

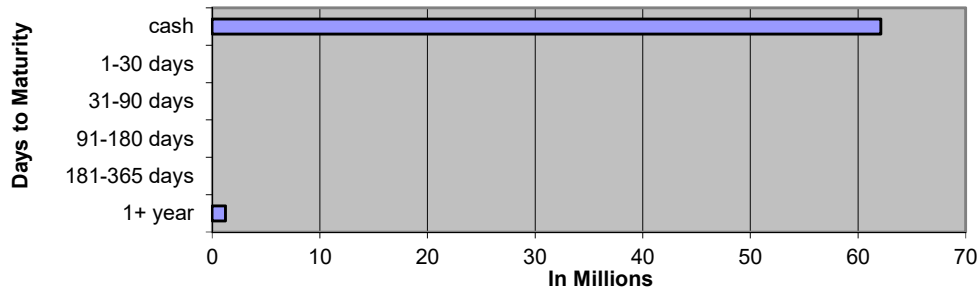
**2022 Revenue Year to Date\***

All Delinquent Taxes	1,357,700
Dog Licenses	10,699
Passports	6,252

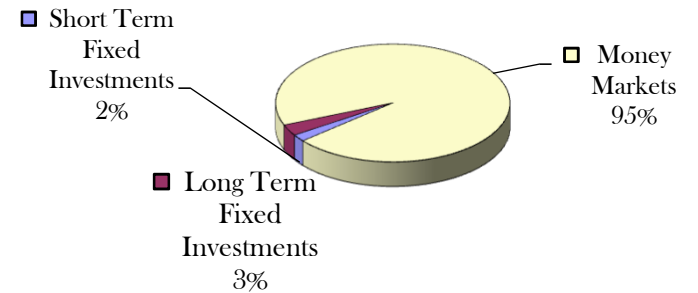
\*General Ledger Information/Cash basis

**DIVERSIFICATION**

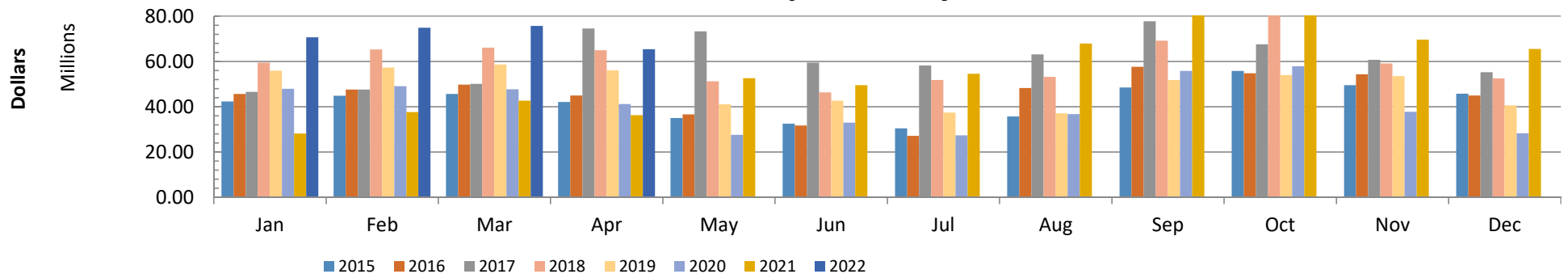
**Diversification by Maturity Date**



**Diversification by Investment Type**



**Historical Comparison by Month**



## APRIL 2022 General Account Investments

CUSIP	Issuer	Par Value	Rate	Maturity Date
<b>Certificates of Deposit</b>				
24000332	Ann Arbor State Bank	\$ 500,000.00	2.750%	4/20/2023
59452WAE8	Michigan Legacy	\$ 250,000.00	3.450%	11/9/2023
48128WGC3	JP Morgan Chase	\$ 250,000.00	1.100%	1/31/2025
07371CZL6	Beal Bank	\$ 250,000.00	1.750%	2/18/2026
	<b>Subtotal</b>	<b>\$ 1,250,000.00</b>		
<b>Cash/Money Markets</b>				
	Comerica Bank	\$ 27,672,341.00		
	Michigan CLASS	\$ 28,461,351.37		
	Michigan CLASS EDGE	\$ 2,998,187.55		
	Flagstar Bank	\$ 3,001,307.03		
	<b>Subtotal</b>	<b>\$ 62,133,186.95</b>		
<b>Treasuries / U.S. Agencies</b>				
3133ENKG4	Federal Farm Credit Bureau	\$ 2,000,000.00	1.470%	1/11/2027
	<b>Subtotal</b>	<b>\$ 2,000,000.00</b>		
	<b>Total</b>	<b>\$ 65,383,186.95</b>		

## April 2022 Monthly Pooled Interest

Account Name	Org. Key	Object Code	No. Days		Ending Balance	Average Balance	Average Interest	Monthly Interest	GL Entry CR
Public Improvement	245000	000020	30	2,956,443.40	2,715,938.01	2,836,190.71	0.188%	\$438.25	245100-664000
Jail Millage	280000	000020	30	2,944,785.68	2,912,513.59	2,928,649.64	0.188%	\$452.54	280100-664000
DOA Millage	281000	000020	30	3,316,419.32	3,189,582.60	3,253,000.96	0.188%	\$502.66	281100-664000
Medical Care MOE	297100	000020	30	1,763,023.91	1,835,227.20	1,799,125.56	0.188%	\$278.00	297100-664000
Delinquent Real	616000	000020	30	18,203,779.75	6,343,562.41	12,273,671.08	0.188%	\$1,896.53	616100-664000
Delinquent Personal	618000	000020	30	167,035.32	169,378.85	168,207.09	0.188%	\$25.99	618100-664000
Worker's Comp	677000	000020	30	357,769.56	393,896.58	375,833.07	0.188%	\$58.07	677100-664000
Escheats	702000	000020	30	138,357.99	139,494.39	138,926.19	0.188%	\$21.47	702000-268010
				<b>29,847,614.93</b>	<b>17,699,593.63</b>			3,673.51	
Road Commission	201000	000020	30	4,965,252.83	3,390,460.76	4,177,856.80	0.188%	\$645.56	201100-664000
American Rescue Funds	211000	000020	30	5,994,744.43	5,995,629.18	5,995,186.81	0.188%	\$926.38	211253-664000
ROD Automation Fund	256000	000020	30	615,474.21	628,109.39	621,791.80	0.188%	\$96.08	256100-664000
Public Defender	260000	000020	30	1,971,994.63	2,329,555.26	2,150,774.95	0.188%	\$332.34	260230-664010
Joint Narcotics Forfeiture	267000	000020	30	187,633.87	162,992.68	175,313.28	0.188%	\$27.09	267100-664000
Lifeways MH Millage	282000	000020	30	292,142.63	232,301.89	262,222.26	0.188%	\$40.52	282100-664000
Animal Shelter	283000	000020	30	1,212,509.50	1,199,525.34	1,206,017.42	0.188%	\$186.35	283100-664000
Parks Millage	284000	000020	30	2,009,159.42	1,961,876.61	1,985,518.02	0.188%	\$306.80	284100-664000
Lake Columbia	365185	000020	30	426,963.20	5,866.86	216,415.03	0.188%	\$33.44	365185-664000
Vineyard Lake	365250	000020	30	316,504.35	3,025.50	159,764.93	0.188%	\$24.69	365250-664000
Airport Runway	365906	000020	30	1,343.14	499,343.32	250,343.23	0.188%	\$38.68	365906-664000
Southern Regional Intercept.	365916	000020	30	-216,808.01	-216,808.01	-216,808.01	0.188%	\$0.00	365916-664000
Lifeways 2015B series	365917	000020	30	15,736.75	15,744.37	15,740.56	0.188%	\$2.43	365917-664000
Parma Village LDFA	365920	000020	30	4,625.54	4,626.15	4,625.85	0.188%	\$0.71	365920-664000
Grass Lake Section 2002B	365924	000020	30	55,478.68	4,232.62	29,855.65	0.188%	\$4.61	365924-664000
Round/Farwell	365925	000020	30	241,185.64	11,702.38	126,444.01	0.188%	\$19.54	365925-664000
Rives Sanitary Sewer	365926	000020	30	32,083.78	32,085.94	32,084.86	0.188%	\$4.96	365926-664000
Road Dept Road Projects	365933	000020	30	270.89	337,970.93	169,120.91	0.188%	\$26.13	365933-664000
Sheriff Radio	365934	000020	30	1,695.27	548,095.49	274,895.38	0.188%	\$42.48	365934-664000
Building Authority Debt MCF	369472	000020	30	2,095.44	2,095.72	2,095.58	0.188%	\$0.32	369472-664000
Road Dept Road Projects	404276	000020	30	0.00	0.00	0.00	0.188%	\$0.00	404276-664000
JCDOT 2019 MTF Bond	407000	000020	30	0.82	1,278,201.74	639,101.28	0.188%	\$98.75	407276-664000
Fair	561000	000020	30	55,287.69	104,138.40	79,713.05	0.188%	\$12.32	561100-664000
Preston Endowment	718000	000020	30	106,694.72	106,708.86	106,701.79	0.188%	\$16.49	\$16.49
Preston RESTRICTED	718001	000020	30			0.00	0.188%	\$0.00	718100-664000
Drain	801000	000020	30	1,166,694.31	1,172,334.90	1,169,514.61	0.188%	\$180.71	801100-664000
Drain	802000	000020	30	85,038.55	74,940.02	79,989.29	0.188%	\$12.36	802100-664000
Lake Level	841000	000020	30	45,660.02	44,971.54	45,315.78	0.188%	\$7.00	841100-664000
Lake Level	842000	000020	30	8,932.69	8,761.89	8,847.29	0.188%	\$1.37	842100-664000
Vineyard Lake	851250	000020	30	427.26	427.32	427.29	0.188%	\$0.07	851250-664000
Spring Arbor Water	851911	000020	30	3,504.97	3,505.43	3,505.20	0.188%	\$0.54	851911-664000
Southern Regional Intercept.	851916	000020	30	1,421.85	1,422.04	1,421.95	0.188%	\$0.22	851916-664000
Parma Village Wastewater	851922	000020	30	0.03	0.03	0.03	0.188%	\$0.00	851922-664000
Round/Farwell	851925	000020	30	142.21	142.23	142.22	0.188%	\$0.02	851925-664000
Rives Sanitary Sewer	851926	000020	30	65.61	65.62	65.62	0.188%	\$0.01	851926-664000
				<b>19,603,956.92</b>	<b>19,944,052.40</b>			\$3,088.97	
				\$ 49,451,571.85	\$ 37,643,646.03	\$ 43,547,608.94			
								<b>\$6,762.48</b>	<b>Total Int Paid</b>

## APRIL 2022 Monthly Pooled Unallocated Interest

Account Name	FUND	Beginning Balance	Ending Balance
Parks	208	380,871.15	401,372.56
Friend of Court	215	346,386.42	252,284.51
Golf Courses	218	290,656.29	239,272.73
Health department	221	3,398,687.61	3,639,743.58
Runway Project	246	0.00	0.00
Falling Waters	247	6,769.16	8,269.16
Sparks Park	248	-95,831.62	-76,664.95
Budget Stabilization	257	0.00	0.00
Concealed Pistol Licensing	263	210,666.03	208,837.45
PA Drug Enforcement	264	28,332.94	28,332.94
Sheriff Drug Enforcement	265	0.00	0.00
Omnibus Firefeiture	266	981.18	981.18
Law Library	269	831.15	831.15
CDB Grant	278	610.20	610.20
Justice Training	285	35,108.16	27,822.36
FIA	290	0.00	0.00
Medical care facility	291	8,413,499.86	7,903,958.75
Child Care	292	1,306,372.56	1,414,190.39
Vetran's Trust	294	0.00	0.00
Airport	295	171,924.80	181,391.48
Equipment Fund	402	548,950.06	569,746.98
Sheriff Equipment	466	0.00	0.00
Building Authority Construction	469	0.02	0.02
Delinquent Tax Administration	617	2,400.00	2,400.00
Land bank	620	228,597.26	228,597.26
Landscape Planning	649	23,661.79	23,661.79
DOA Endowment	717	81,954.92	82,409.92
Library Fines	721	101,345.05	84,237.15
Retirement	731	756,798.61	705,801.26
Circuit Court Trust	762	195,671.84	177,706.29
		16,435,245.44	16,105,794.16

**May  
2022**

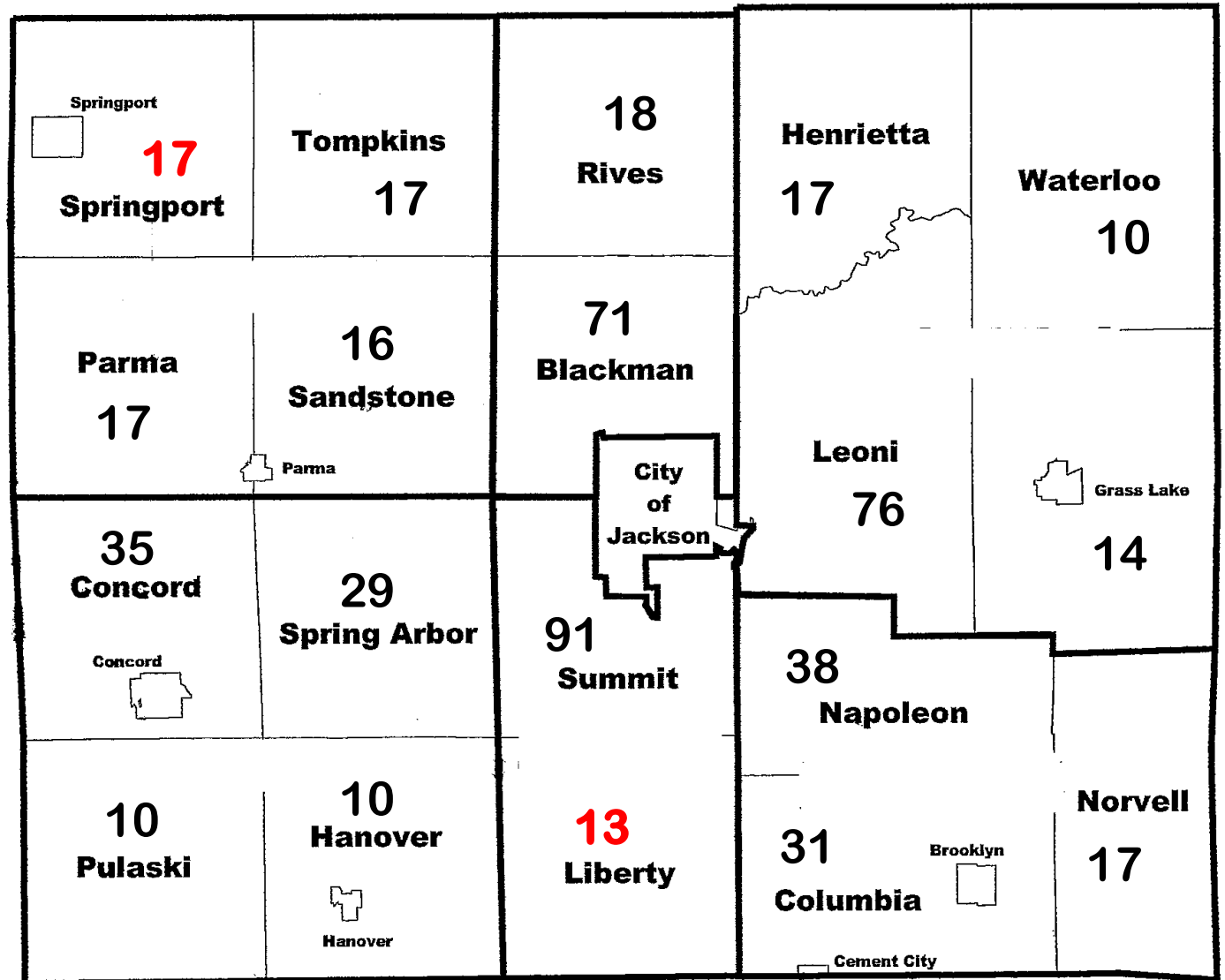
**2022 Forfeitures  
Beginning 1,378**

1,035 - 75%

May 2021 - 1,481

CITY  
1- 20  
2- 50  
3- 61  
4- 89  
5- 111  
6- 58  
7- 39  
8- 60  
  
Total 488

03-01-21 2,092  
03-01-20 2,161



Jan - 388  
Melissa - 319  
Hilary - 311

